



Wealth Management
Dominion Securities



RBC Wealth Management Mobile App

Questions? We're here to help – contact our Helpdesk at 1-888-820-8006, or contact your Investment Advisor team.

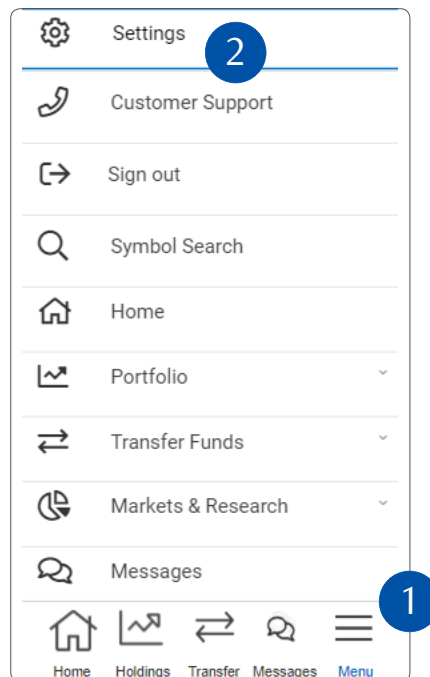
Quickly find the accounts you want to see

Nickname your accounts for easy reference – and hide the ones you don't want to see. Here's how:

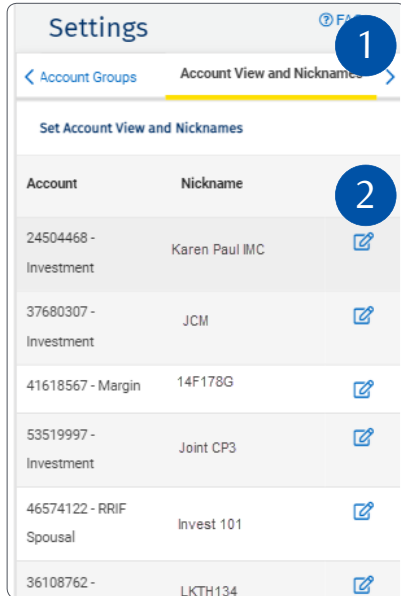
1. Login to the RBC Mobile app, if you have not downloaded the app, do so, through the App Store (iPhone), or the Google Play Store (Android).

If you don't remember your ID/password, please contact the RBC Wealth Management Online Helpdesk at 1-888-820-8006. If you don't yet have access to RBC Wealth Management Online, please contact your Investment Advisor team for assistance.

2. Tap the menu tab/button (1) located at the bottom right of your screen, then select "Settings" (2).



3. Tap the right arrow to scroll through options, then select “Account View and Nicknames” (1). To nickname an account, press the edit icon located to the right of the account you want to edit (2).

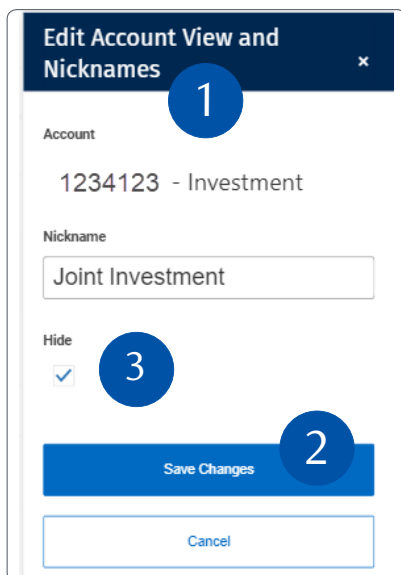


5. That’s it – you will see your nicknames, and the accounts you want, on the RBC Wealth Management Mobile App.

Account	Nickname	
37696846 - Investment	Karen Paul IMC	
27028444 - Margin	JCM	
41618567 - Margin	Joint CP3	
53519997 - Investment	M12345	
46574122 - RRIF Spousal	G53htys	
56125290 - Investment	LJKHTY	
36108762 - Investment	YYZ	
37650141 - Investment	TesEMRT4	
38096325 - RSP	April_Hotfix4	

4. Then, type in your nickname (1) and tap on “Save Changes” (2). Or, to hide an account, select the “Hide” check-box below, (3) then tap on “Save Changes” (2).

Note: there’s a 20-character limit for each nickname.



Questions? We’re here to help – contact our Helpdesk at 1-888-820-8006, or contact your Investment Advisor team.



**Wealth Management
Dominion Securities**